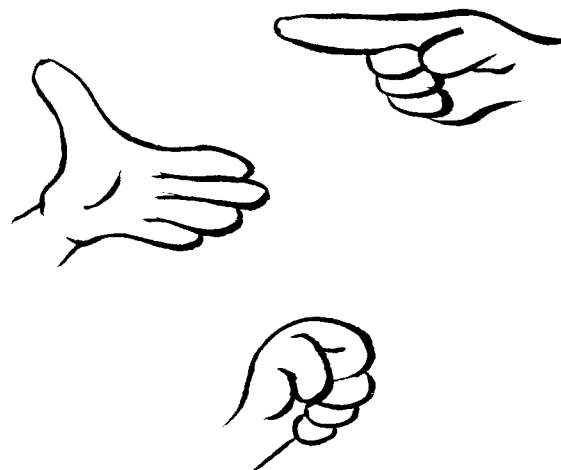
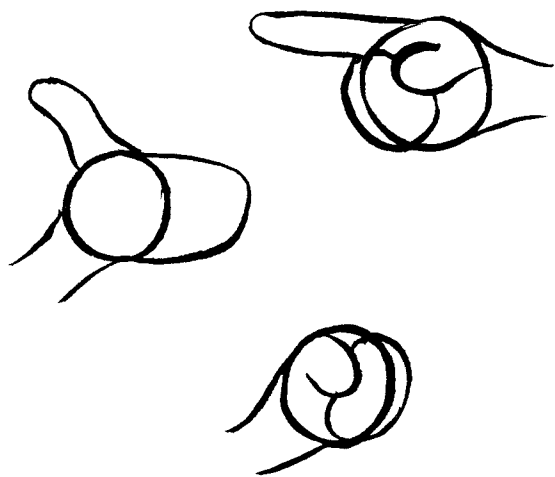


## Cartooning Sketch #11

Name \_\_\_\_\_

**Creating a cartoon hands and feet:** Cartoon hands are based on a mitten shape, cartoon shoes a brick. Set up a mirror and use your own hands and feet as models. Practice drawing cartoon hands in different positions and holding various objects. Draw cartoon feet from different angles and wearing different shoes.





### STEP 1

Beginning with a circle, draw a mitten-like shape.

### STEP 2

Separate fingers and add basic details.



### STEP 3

Draw a brick.

### STEP 4

Modify your brick and add basic details to resemble a shoe.

### STEP 5

Draw 4-5 more cartoon hands and feet. Draw a complete cartoon figure and add hands and feet utilizing the formula above.