


## Cartooning Sketch #8


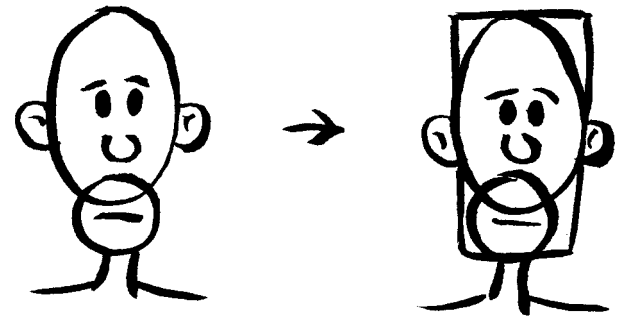
Name \_\_\_\_\_

**Drawing cartoon head shapes:** You can alter the basic head structure to suit the personality of your character. Tie the upper and lower halves of your character's head together, forming one complete head shape. Final head shape may resemble other shapes such as a rectangle, oval, pear, pickle, etc...




### STEP 1

Select a basic shape from the samples above.



### STEP 2

Draw a frontal cartoon head complete with your favorite cartoon facial features. Complete your head shape based on your basic shape selection.



### STEP 3

Start with a profile cartoon head and add your favorite cartoon facial features.



### STEP 4

Draw your profile head shape in the same style as your frontal head. You may need to alter your head shape slightly.

### STEP 5

Borrow a cartoon head shape from an existing cartoon character. Draw another **frontal** cartoon head based on your borrowed head shape and add your favorite cartoon facial features. Draw another complete **frontal** cartoon head based on a head shape of your own design. Draw a **profile** version of your new cartoon head.